

Malta Comprehensive Plan 2019

Friday, June 07, 2019

873

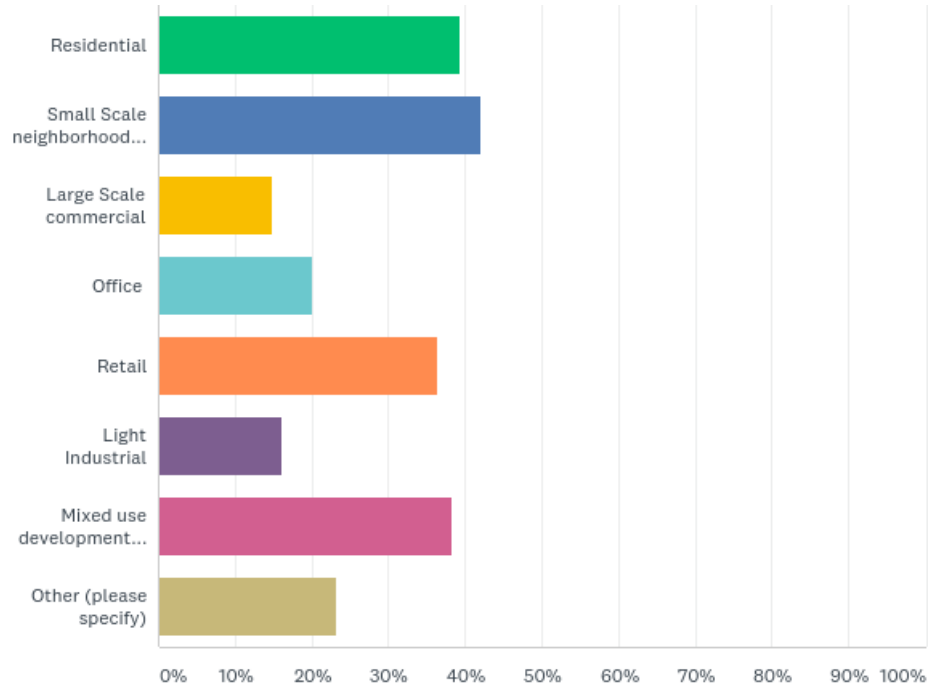
Total Responses

Date Created: Tuesday, January 29, 2019

Complete Responses: 873

Q1: What type of development do you feel the Town of Malta should encourage? (select all that you feel apply)

Answered: 866 Skipped: 7



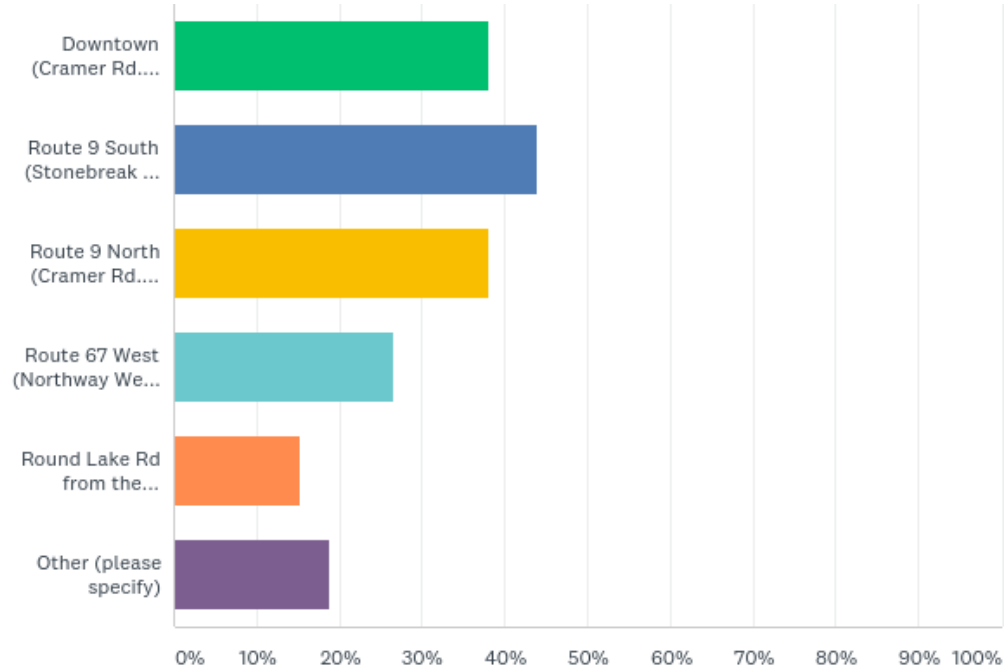
Q1: What type of development do you feel the Town of Malta should encourage? (select all that you feel apply)

Answered: 866 Skipped: 7

ANSWER CHOICES	RESPONSES	
Residential	39.26%	340
Small Scale neighborhood commercial	42.15%	365
Large Scale commercial	14.90%	129
Office	20.09%	174
Retail	36.49%	316
Light Industrial	16.05%	139
Mixed use development with residential, office and small scale commercial	38.22%	331
Other (please specify)	23.33%	202
Total Respondents: 866		

Q2: Where do you feel commercial development should be encouraged?

Answered: 860 Skipped: 13



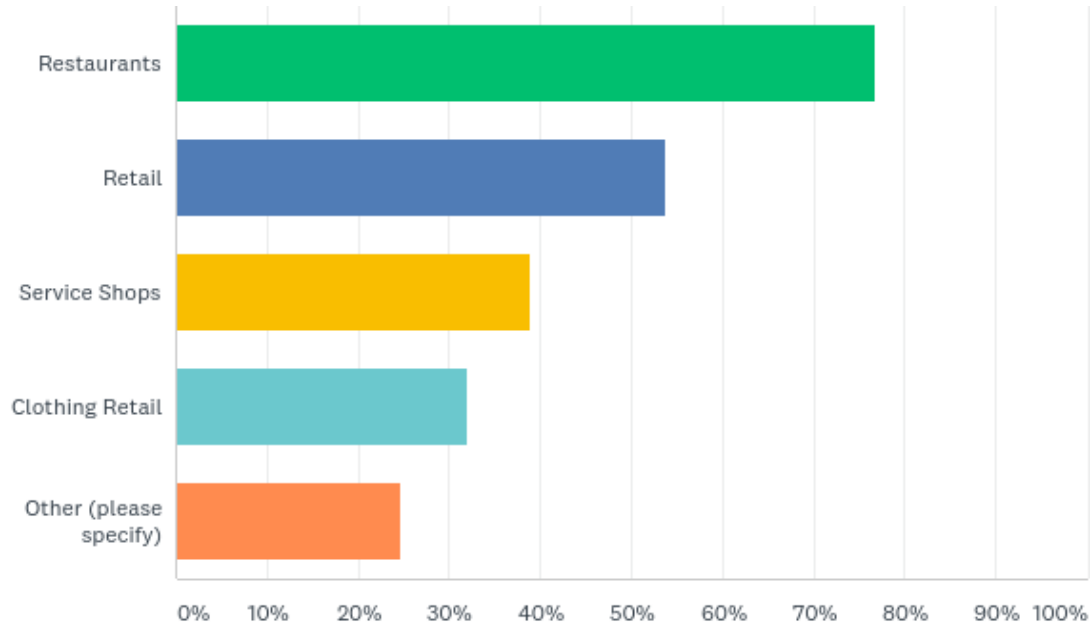
Q2: Where do you feel commercial development should be encouraged?

Answered: 860 Skipped: 13

ANSWER CHOICES	RESPONSES	
Downtown (Cramer Rd. South to Stonebreak Rd.)	38.02%	327
Route 9 South (Stonebreak Rd. to Village of Round Lake line)	43.84%	377
Route 9 North (Cramer Rd. North-City of Saratoga Springs line)	38.02%	327
Route 67 West (Northway West to Eastline Rd.)	26.63%	229
Round Lake Rd from the Northway to East Line Road	15.23%	131
Other (please specify)	18.84%	162
Total Respondents: 860		

Q3: What type of Commercial developments would you like to see developed in Malta?

Answered: 860 Skipped: 13



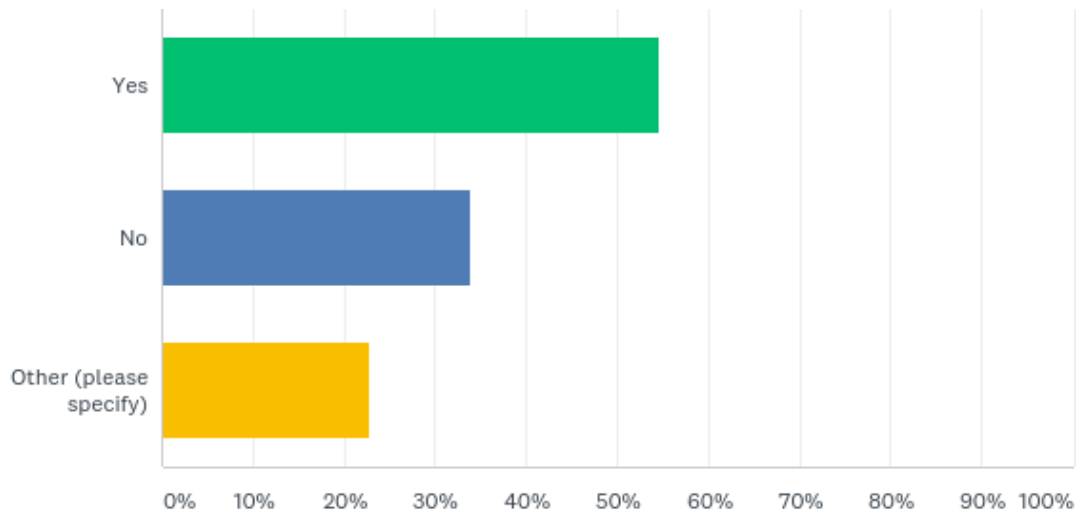
Q3: What type of Commercial developments would you like to see developed in Malta?

Answered: 860 Skipped: 13

ANSWER CHOICES	RESPONSES	
Restaurants	76.74%	660
Retail	53.72%	462
Service Shops	38.84%	334
Clothing Retail	32.09%	276
Other (please specify)	24.65%	212
Total Respondents: 860		

Q4: Should the Town encourage a diversity of housing types? i.e. Single Family, Apartments, Condominiums, Empty Nester/Down Sizing, Seniors.

Answered: 865 Skipped: 8



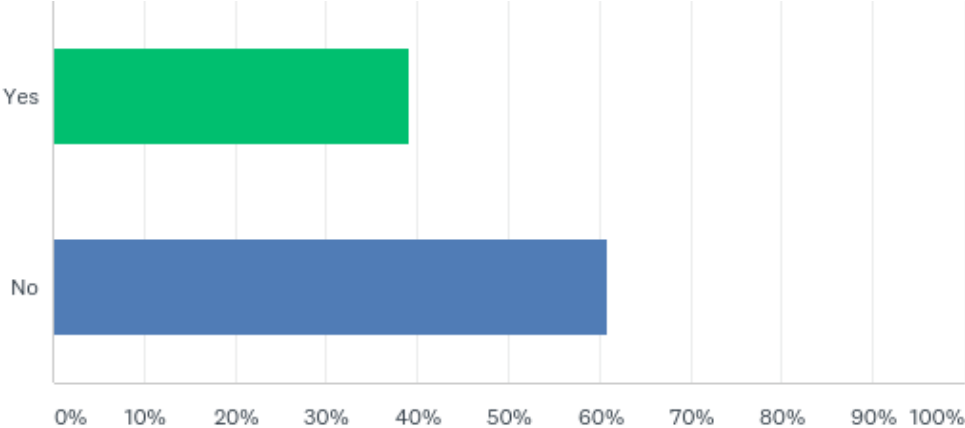
Q4: Should the Town encourage a diversity of housing types? i.e. Single Family, Apartments, Condominiums, Empty Nester/Down Sizing, Seniors.

Answered: 865 Skipped: 8

ANSWER CHOICES	RESPONSES	
Yes	54.68%	473
No	33.87%	293
Other (please specify)	22.77%	197
Total Respondents: 865		

Q5: Is there a need for additional single family housing?

Answered: 843 Skipped: 30



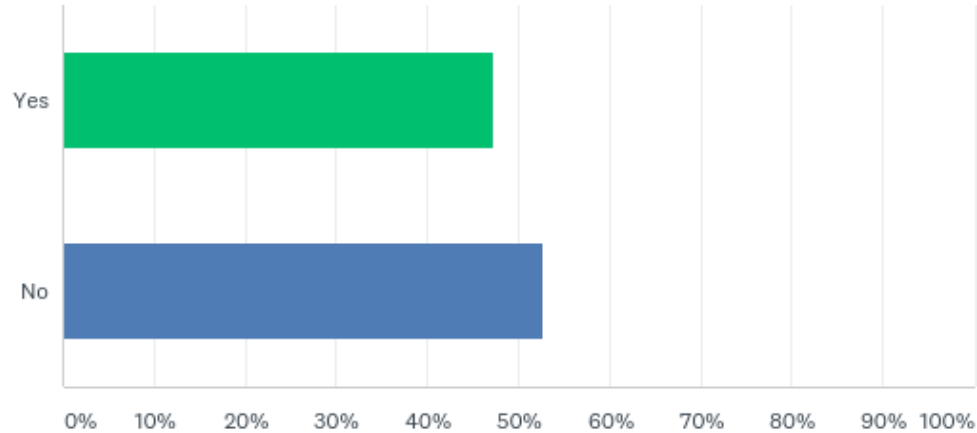
Q5: Is there a need for additional single family housing?

Answered: 843 Skipped: 30

ANSWER CHOICES	RESPONSES	
Yes	39.03%	329
No	60.97%	514
TOTAL		843

Q6: Is there a need for affordable housing?

Answered: 852 Skipped: 21



Q6: Is there a need for affordable housing?

Answered: 852 Skipped: 21

ANSWER CHOICES	RESPONSES	
Yes	47.30%	403
No	52.70%	449
TOTAL		852

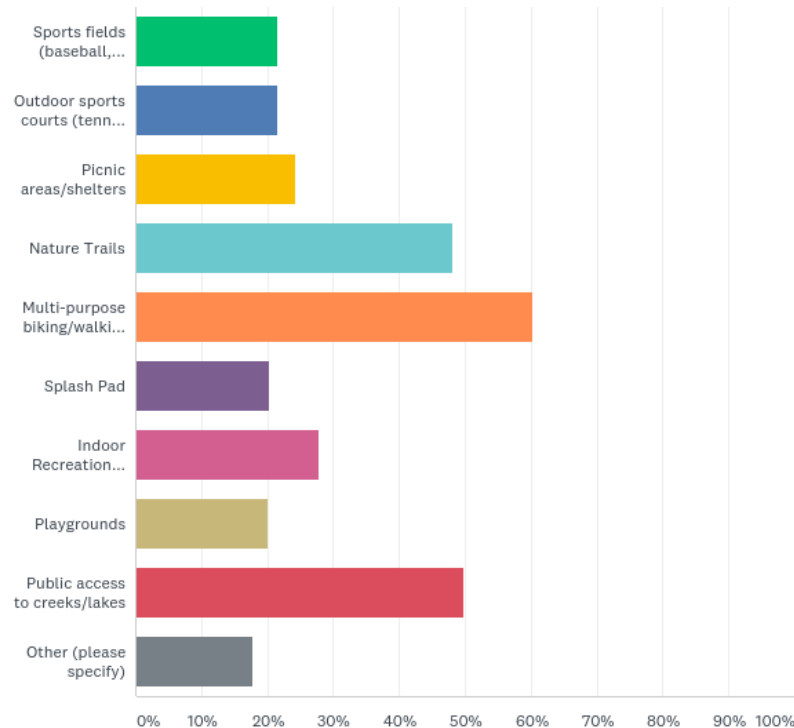
Q8: How important are the following to you?

Answered: 867 Skipped: 6

	VERY IMPORTANT	(NO LABEL)	(NO LABEL)	(NO LABEL)	UNIMPORTANT	TOTAL	WEIGHTED AVERAGE
Farm Land Preservation	54.47% 469	19.05% 164	15.56% 134	4.07% 35	6.85% 59	861	1.90
Open Space Preservation	61.30% 529	17.73% 153	11.59% 100	4.40% 38	4.98% 43	863	1.74
Upgrading existing Town parks/facilities	37.78% 320	27.27% 231	23.14% 196	6.02% 51	5.79% 49	847	2.15
Expanding/developing underdeveloped Town parks	32.35% 275	27.88% 237	23.65% 201	8.59% 73	7.53% 64	850	2.31
Acquiring more land for future Town parks	28.76% 243	18.58% 157	23.91% 202	12.54% 106	16.21% 137	845	2.69

Q9: Which of the following facilities are the most needed or should be enhanced in Malta? (select your top three choices)

Answered: 864 Skipped: 9



Q9: Which of the following facilities are the most needed or should be enhanced in Malta? (select your top three choices)

Answered: 864 Skipped: 9

ANSWER CHOICES	RESPONSES	
Sports fields (baseball, softball, soccer, rugby, etc.)	21.64%	187
Outdoor sports courts (tennis, basketball, pickleball, etc.)	21.64%	187
Picnic areas/shelters	24.31%	210
Nature Trails	48.03%	415
Multi-purpose biking/walking/running trails	60.19%	520
Splash Pad	20.37%	176
Indoor Recreation Facilities	27.78%	240
Playgrounds	20.14%	174
Public access to creeks/lakes	49.88%	431
Other (please specify)	17.71%	153
Total Respondents: 864		

Q10 Please feel free to provide additional comments or feedback on the above survey.

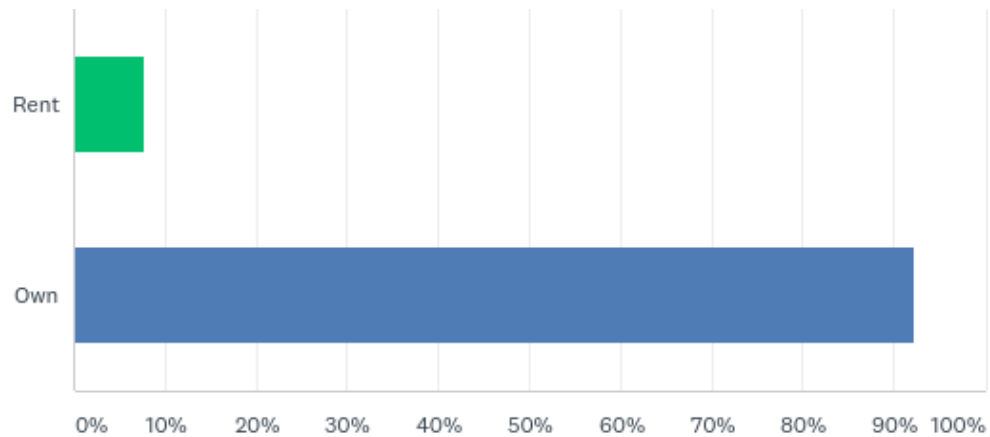
Q11 Name (optional)

Q12 Email (optional)

Q13 Street name or neighborhood

Q14: Optional

Answered: 787 Skipped: 86



Q14: Optional

Answered: 787 Skipped: 86

ANSWER CHOICES	RESPONSES	
Rent	7.75%	61
Own	92.25%	726
TOTAL		787